THE UNITED REPUBLIC OF TANZANIA
NATIONAL EXAMINATIONS COUNCIL OF TANZANIA
CERTIFICATE OF SECONDARY EDUCATION EXAMINATION

036/2 **INFORMATION AND COMPUTER STUDIES 2**
(PRACTICAL)
(For Both School and Private Candidates)

Time: 3 Hours **Year: 2021**

Instructions

1. This paper consists of **three** (3) questions.
2. Answer **two** (2) questions.
3. Save your work on the desktop in the folder named by your examination number.
4. Save your work by using the 1997-2003 version of the MS Office software you are using.
5. Check whether the **printed** work(s) are similar to the **softcopy** saved in the folder.
6. Submit printed hardcopy together with the softcopy of your work.
7. Cellular phones and any unauthorised materials are **not** allowed in the examination room.
8. Type your **Examination Number** on every page of your softcopy work(s).

2 101036 100028

1. Kenyana is a newly established secondary school with a vision of using ICT in its operations. Mr. Mochuli, the Head of the school employed you to develop the school's website which includes the calendar in the home page as shown in the following screenshot. Use HTML codes to accomplish this task.

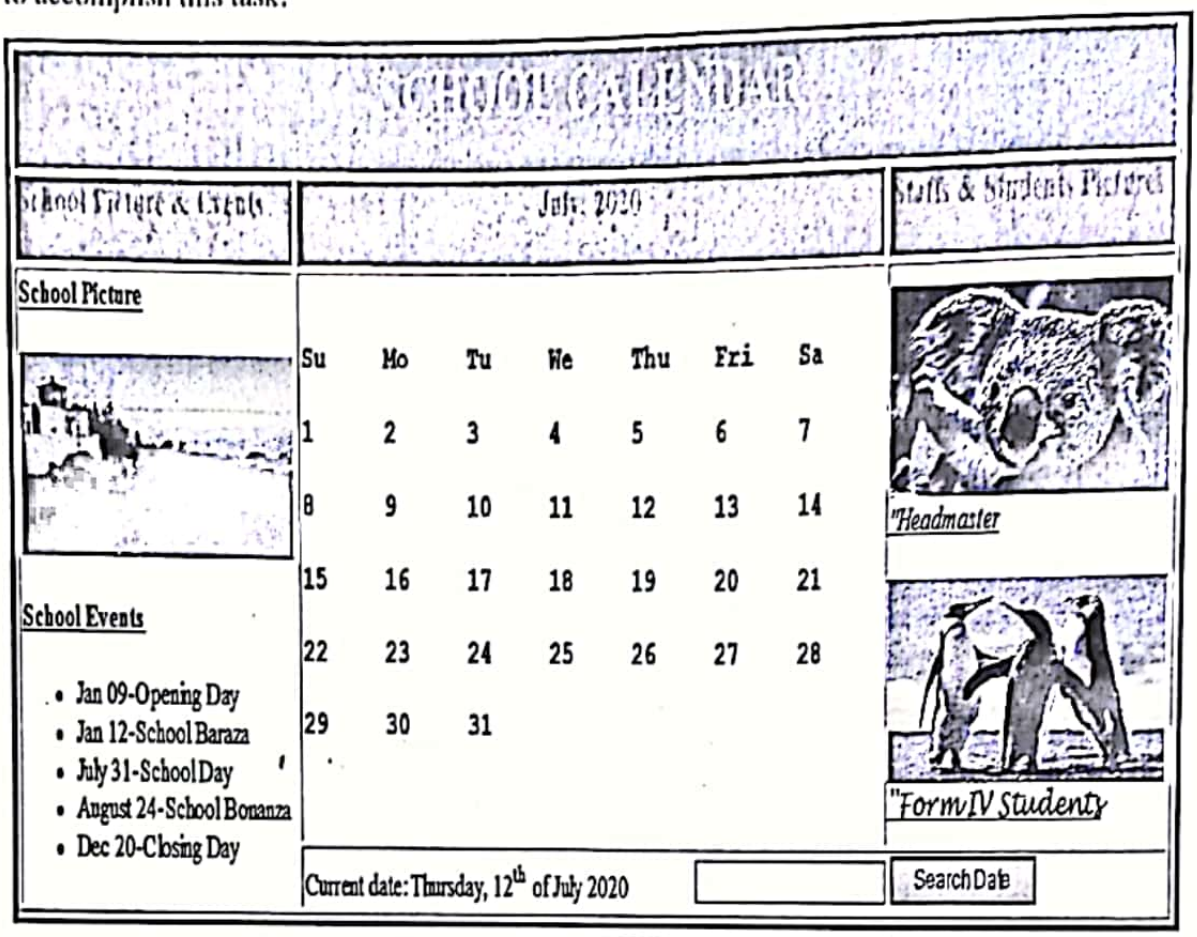

HINT:

- Use a table in designing a webpage.
- You can use any picture from your computer gallery.

Page descriptions

- The heading "School Calendar" should be level 1 with red text colour and gray background colour.
- The size of the texts "School Picture & Events", "July, 2020" and "Staffs & Students Pictures" should be h3 with green background colour.
- Font style for "Form IV students" should be Lucida Handwriting.
- The height and width of each picture should be 100 and 210 respectively.
- Table border should be 1 and rowspan should be 2.
- The size of months name and dates should be h4.

2. In his wedding, Ally Kaja got a trouble to design his wedding card and time table. Suppose he asked you to solve the problem by creating an invitation card and the time table for his wedding;

(a) Use Microsoft publisher to design the following invitation card. Save your work as Invitation Card.

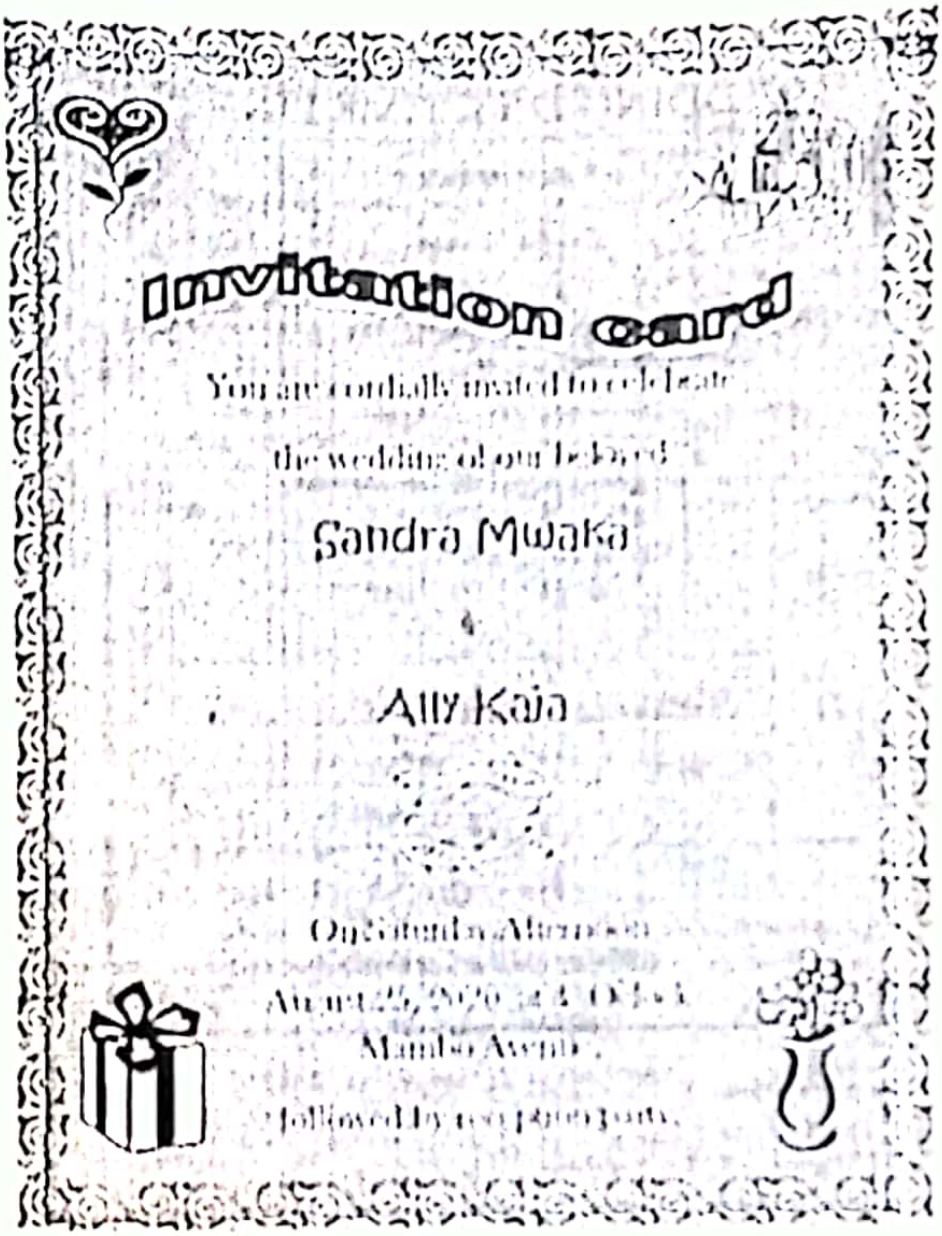

Page descriptions:

- The background colour should be Accent 2, lighter 60%.
- The border colour and clip Arts should be purple.
- The style and colour of the text "Invitation card" should be WordArt and purple respectively.
- The font style and colour of the text "Sandra Mwaka" and "Ally Kaja" should be Kristen ITC and green respectively.
- Other text should be black coloured with font style Baskerville Old Face and size should be 10.

(b) Use Microsoft word to create the following time table for the wedding. Save your work as Wedding Time Table.

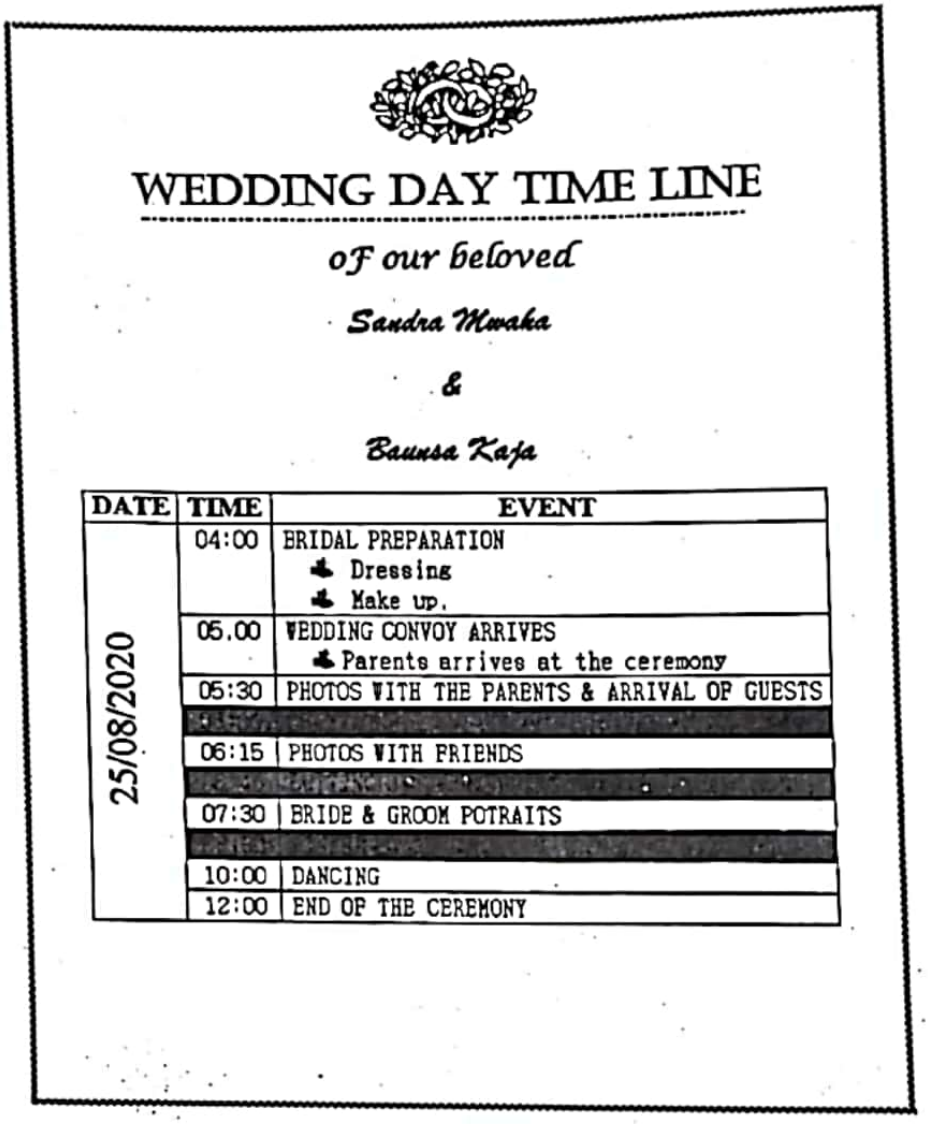

WEDDING DAY TIME LINE

of our beloved

Sandra Mwaka

&

Baunsa Kaja

DATE	TIME	EVENT
25/08/2020	04:00	BRIDAL PREPARATION • Dressing • Make up.
	05.00	WEDDING CONVOY ARRIVES • Parents arrives at the ceremony
	05:30	PHOTOS WITH THE PARENTS & ARRIVAL OF GUESTS
	06:15	PHOTOS WITH FRIENDS
	07:30	BRIDE & GROOM POTRAITS
	10:00	DANCING
	12:00	END OF THE CEREMONY

Page descriptions:

- The font style and size of the text "WEDDING DAY TIME LINE" should be Castellar and 28 respectively.
- The font style of the text "of our beloved" should be Lucida Calligraphy and font size should be 20 respectively.
- The font style and size of the names "Sandra Mwaka" & "Ally Kaja" should be Brush Script MT and 24 respectively.
- The font style and size of the table header should be Times New Roman and 18 respectively.
- The font style and size of "TIME" and "EVENT" details should be BatangChe and 16 respectively.
- The background colour of the word "CHAMPAGNE", "CUTTING CAKE" and "DINNER" should be Tan (Darker 50%).
- Use any clip art of your choice at the top of the timetable.

3. Air Tanzania Company computerised its operations in order to improve on-line booking to their customers. All customers' bookings are held in a database called ATC BOOKING. The database contains the following tables named "Passengers" and "Flight". Study the tables carefully and then answer the questions that follow:

Passengers

PassengerID	Passenger Name	Address	Booking Date	Location
BO001	Joseph Nyerere	344	05-Jul-19	Kilimanjaro Airport
BO002	Amina Hamisi		21-May-19	JK Nyerere Airport
BO003	Deus Emmanuel	219	07-Aug-19	Mwanza Airport
BO004	Chacha Mwaibe	614	21-Aug-19	JK Nyerere Airport
BO005	Bakari Juma		05-Sep-19	Mwanza Airport
BO006	Jamal Ally	345	15-Feb-19	Kilimanjaro Airport

Flight

FlightID	PassengerID	Flight Name	Destination	Price
D717	BO001	Dreamliner	Mwanza	285000
D787	BO005	Dreamliner	Dodoma	250000
Q350	BO003	Boeing	Zanzibar	210000
Q400	BO004	Bombadier	Kigoma	400000
Q500	BO006	Boeing	Mwanza	150000

(a) Use the appropriate software to create the database and tables named "Passengers" and "Flight". Assign the appropriate data type for each field.

(b) Set the PassengersID and FlightID fields as primary keys.

(c) Create two forms named "Passengersform" and "Flightform" with the current date inserted in the header. Use the forms created to enter the data for each table.

(d) Validate the price field in the Flight table so that the field should accept the price which is greater than 100,000. Otherwise a field should give an alert message "The entered price is too low!

(e) Create a relationship between two tables.

(f) Create a query that displays all records in the Passengers table where the address has not been entered. Save the query as No Address.

(g) Create a query that displays Flight Name and Price then add a calculated field called **VAT** which will display 18% of the Price. Save the Query as VAT Query.

(h) Print your document.