THE UNITED REPUBLIC OF TANZANIA

NATIONAL EXAMINATIONS COUNCIL OF TANZANIA

CERTIFICATE OF SECONDARY EDUCATION EXAMINATION

036/2 INFORMATION AND COMPUTER STUDIES 2

(For Both School and Private candidates)

Time: 3 Hours **Year: 2022**

Instructions

1. This paper consists of **three (3)** questions.
2. Answer any **two (2)** questions.
3. Each questions carries **twenty five (25)** marks.
4. Cellular phones, and any unauthorized materials are **not** allowed in the examination room.
5. Write your **Examination Number** on every page of your answer booklet (s).



1. Suppose a director at Mwenge High School requests you to create a Library System (LS) which will enable the librarian to add new books and students to borrow and return books;

(a) Use the basic HTML codes to create the following home page.

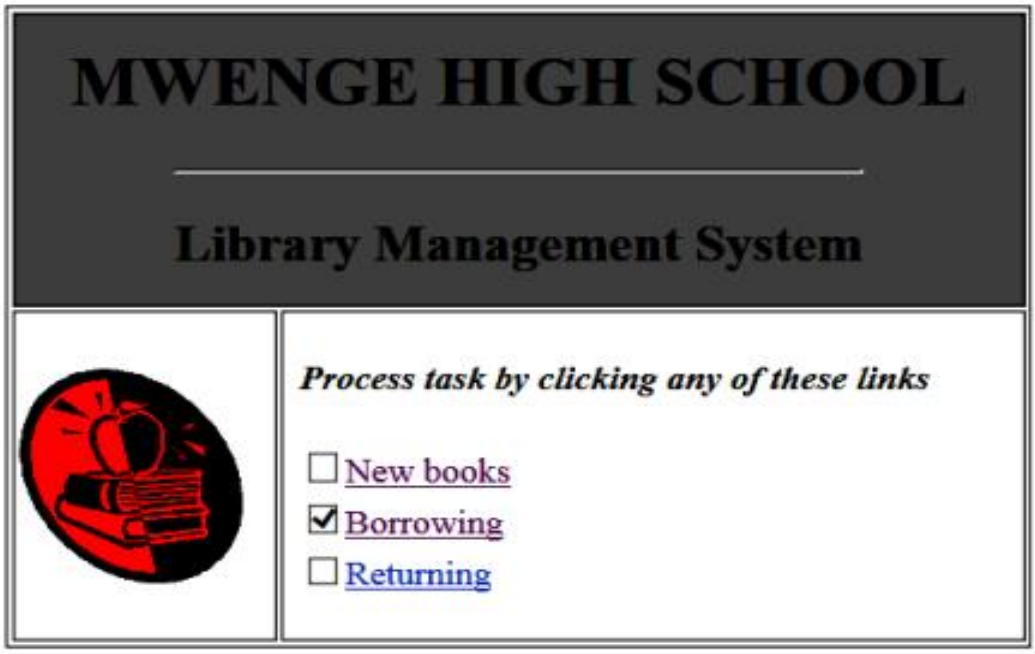

HINT: Use a table to create a homepage.

Page descriptions

- The table height and width should be 300 and 450 respectively.
- The background colour of the heading should be silver.
- The size of the heading "MWENGE HIGH SCHOOL" should be level 1.
- The width of the horizontal line after the heading should be 300.
- The size of the texts "Library Management System" should be level 2.
- The picture should have the width of 100 and height of 100.
- Use any picture from picture folder.
- The texts "Process task by clicking any of these links" should be italicized and bolded with font size 12.
- The heading for each linked page should be level 3.

(b) (i) Activate the link "New books" to display the following form which enables the librarian to add new books with their details:

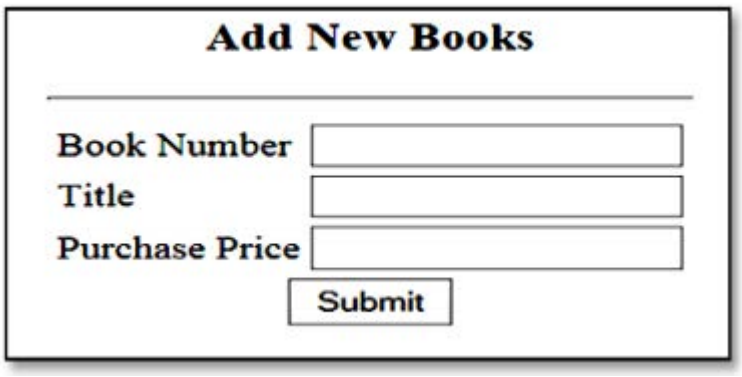

(ii) Activate the link "Borrowing" so as to display the following form which enables a librarian to add the borrower's details:



(iii) Activate the link "Returning" in order to display the following form which will enable the librarian to add the details of the students who returns the books:

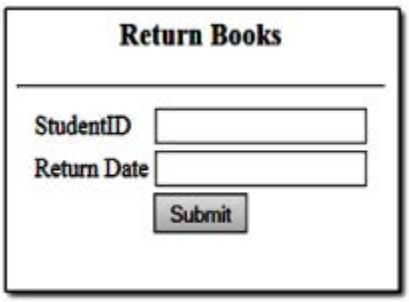

(c) Print your work.

2. The school manager at Chakechake Secondary School (CSS) asks you to generate a database which consists of student details and examination results. You are required to create a successful database to assist the manager. Proceed as follows:

(a) Create a database called ExamResults.

(b) Create two tables named Student_Details and Examination_Results with the following fields:

Student_Details	**Examination_Results**
StudentsID	ExamID
StudentName	StudentID
Age	Physics
Gender	Computer
Class	Mathematics
Combination	Biology
	Chemistry
	Average

(c) Create forms using wizard which will be used to add the following data in the tables. Each form must be named by using its respective table name.

Student_Details

STUDENT ID	STUDENT NAME	AGE	GENDER	CLASS	COMBINATION
2010-01	WILLY	12	M	4E	PCB
2010-02	LOYCE	14	F	4C	PCM
2010-03	MARTINE	15	M	4A	PCB
2010-04	DAUD	17	F	4E	PGM
2010-05	DENNIS	12	M	4B	CBG

Examiantion_Results

EXAM ID	STUDENT ID	PHYSICS	COMPUTER	MATHEMAT	BIOLOGY	CHEMISTRY	AVERAGE
001	2010-01	70	60	80	90	40	
002	2010-02	85	85	77	46	39	
003	2010-03	77	75	85	85	9	
004	2010-01	45	56	29	19	6	
005	2010-05	70	60	80	90	56	
006	2010-02	80	50	65	45	60	

(d) Validate the “Gender“ field in the “Student_Details” table so that only “M” and “F” letters should be used to specify gender, otherwise the field should display a message “No such gender”.

(e) Use the Examination _Results table to create a query that will calculate the average scores for each student. Save it as Average.

(f) Create a query that returns students with an average of 40 and above. Save it as Passed

(g) Create a query called “Failed” which display the students who scored an average of below 40 marks.

(h) Create a relationship between the given tables.

(i) Generate reports for passed and failed students and save them as their query names.

(j) Print your work.

3. Kilimani Electronics Ltd is a company that sells mobile phones and accessories in Tanzania. The following is a screenshot of a worksheet which shows sales records from its three branches of Arusha, Mwanza and Tanga for the year that ended 2018. As an IT expert at Kilimani Company, you are required to study the following worksheet and answer the questions that follow:

	A	B	C	D	E	F	G	H
1	Kilimani Elecronics Ltd.							
2	Summary of Sales Report in the Year 2018							
3	Months	Arusha	Mwanza	Tanga	Total Sales	Average	VAT	WCF
4	Jan	630,000	180,000	430,000				
5	Feb	770,000	220,000	660,000				
6	Mar	800,000	270,000	550,000				
7	Apr	670,000	440,000	550,000				
8	May	660,000	270,000	440,000				
9	Jun	870,000	300,000	440,000				
10	Jul	490,000	440,000	770,000				
11	Aug	440,000	410,000	530,000				
12	Sep	664,000	420,000	556,000				
13	Oct	780,000	270,000	640,000				
14	Nov	770,000	550,000	440,000				
15	Dec	110,000	860,000	960,000				
16								
17	Yearly Sales							
18	Minimum Sale							
19	Average Sales							
20	Deductions		VAT	18%	WCF	2%		

Worksheet descriptions

- The font size for the first and second heading should be 14.
- VAT means Value Added Tax and WCF Means Work Compensation Fund.

(a) Create a workbook named KILIMANI. Use the screenshot of the worksheet given to create a landscape worksheet in sheet1. Rename Sheet1 as Sales Report.

(b) Use appropriate function to compute Minimum Sales in Mwanza region, Total Sales and Average for each month.

(c) VAT and WCT are obtained from Total Sales. Use absolute cell reference to calculate VAT which is 18% of the total sales and WCF which is equal to 2% of the total sales.

(d) Format the average column to display values into two decimal places.

(e) Type your Examination Number at the centre section of the page header

and insert page number at the left section of footer area.

(f) Use the Months and Sales in Mwanza and Tanga regions to create the following column chart. Save the chart to a separate worksheet as Sales Chart.

Chart descriptions

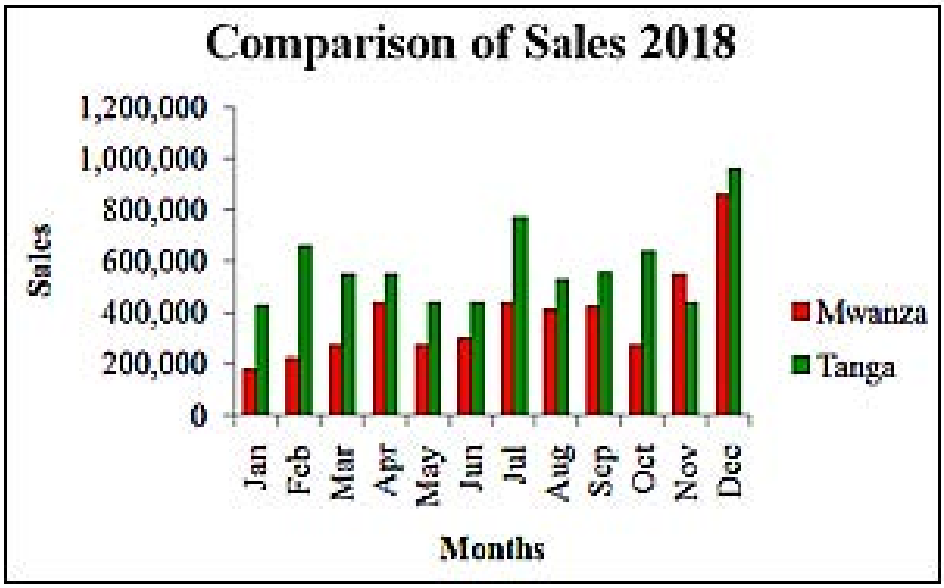

- The font style and size of the heading should be Calibri and 18 respectively.
- The font style and size of the Months, Sales and legend should be Times New Roman and 12 respectively.
- The colour for Mwanza and Tanga bars should be red and green respectively.

(g) Print your work.